

# Parts and Accessories



### Hand Cranks

The rotating handle folds out of the way. The special locking mechanism secures the tarp when it is extended or retracted.

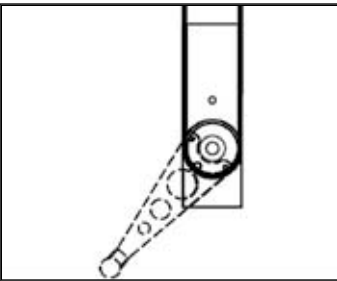
Part # 502-0501  
Part # 502-0502 with Idler (shown)



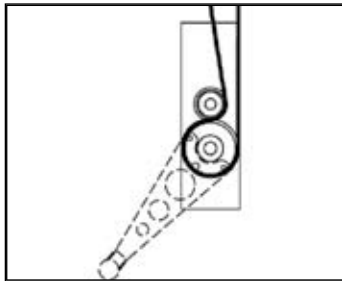
### Electric Motor Drive

The 1.1hp Superwinch<sup>®</sup> motor is backed by a 3 year prorated manufacturer's warranty.

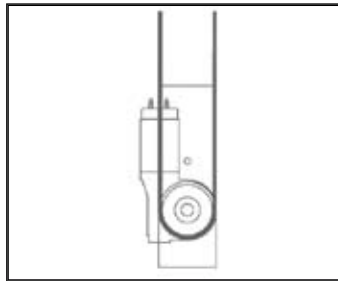
Part # 502-0601 (to 25')  
Part # 502-0602 with Gear Drive (over 25', shown)



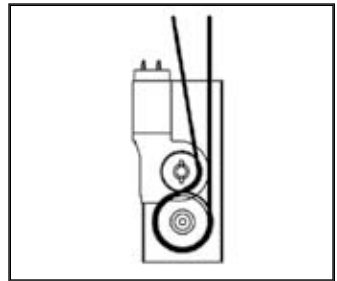
Hand Crank  
Part # 502-0501



Hand Crank with Idler Pulley  
Part # 502-0502



Motor Drive (up to 25')  
Part # 502-0601



Motor with Gear Drive (over 25')  
Part # 502-0602



### Air Gate Bows

Optional high lift Air Gate bows can be added to any top slider system. Air Gate bows allow the tarp to be extended all the way over air gate arms providing better coverage.


Part # 502-0403 (rear)  
Part # 502-0404



### Smart Switch™ with Wireless Remote

Easy to install because there is no switch to wire. Unique transmitter codes do not interfere with other remote devices. Can be operated from up to 150 feet away.

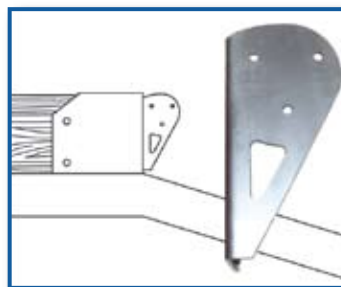
12 Volt - Part # 501-9958 (shown)  
24 Volt - Part # 501-9950



### Side Pulley Box

Allows you to mount your electric drive or hand crank to side of the body rather than the front.

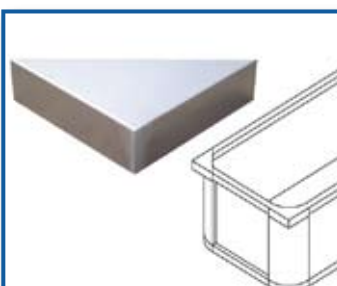
Part # 502-0108



### Belly Dump Rear Pulley Brackets

For mounting rear pulleys to the back of belly dumps. Mounted flush against the rear board pocket so the tarp can cover the hopper completely.

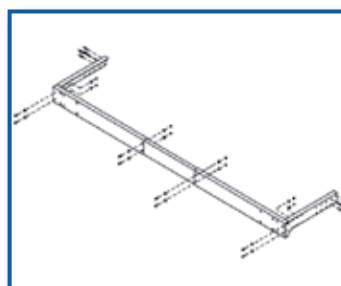
Part # 502-0197 left  
Part # 502-1101 right



### Front Corner Brackets

Allows you to mount your cable system to the front of a trailer that has radiused corners. The brackets can be either welded or bolted in place.

Part # 502-0132



### Front Frame Bracket

The Front Frame Bracket Kit allows you to mount your cable drive out in front. The length is adjustable and works great for belly dump trailers.

Part # 502-0103