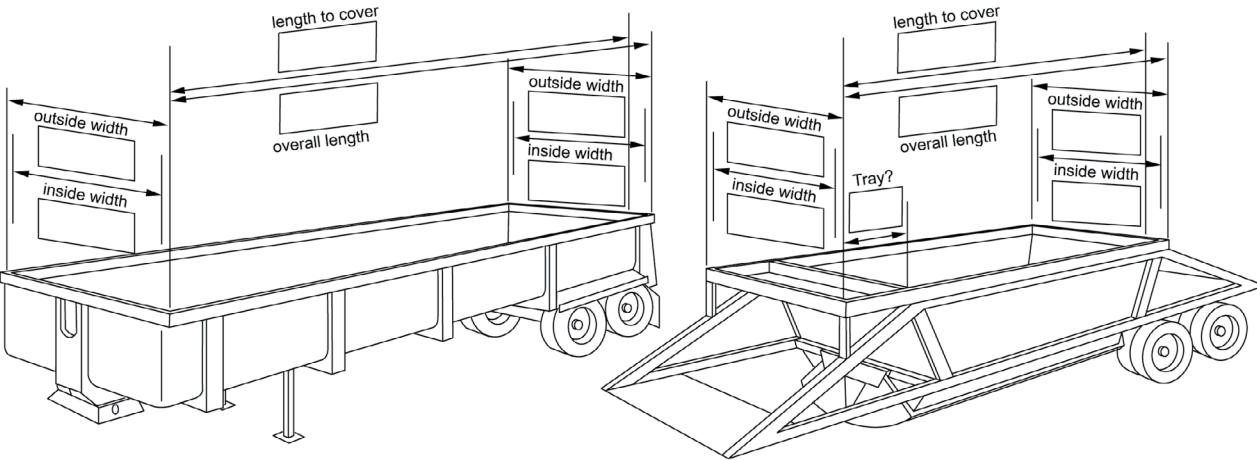




ORDER FORM			Automatic & Semi-Automatic End Dump & Belly Dump		
Bill to: <small>(Company)</small>	Account#	Ship to: <small>(Company)</small>			
Address:		Address:			
City:	State:	Zip:	City:	State:	Zip:
P.O.#:	Email:	Phone:	Fax:		

**Trailer Information Section: (Please give as much detail as possible)**

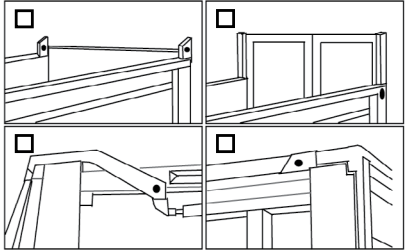
Trailer Mfg: \_\_\_\_\_ Date of Mfg: \_\_\_\_\_ GVWR#: \_\_\_\_\_



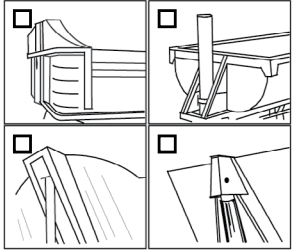
**Belly Dump Applications:**

- Long Wheel Base
  - Short Wheel Base
  - With Sideboards
- Distance? \_\_\_\_\_

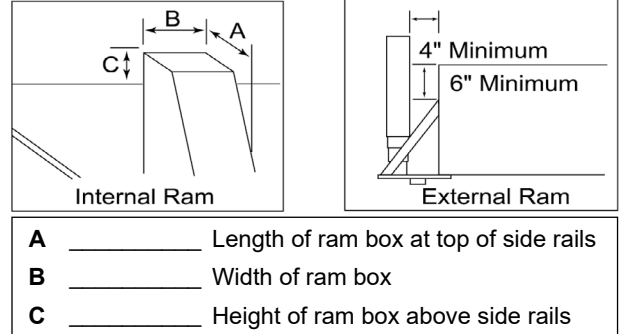
**Tailgate:**



**Trailer Front:**



**Trailer Ram Detail:**



**Body Material:**

- Steel
- Aluminum

**Nose Shape:**

- Square
- Radius
- Bullet

**Materials Hauled:**

- Coal
- Sand
- Demo
- Wood Chips
- Aggregate
- Asphalt
- Other

**Housing Model:**

- Open 9000E
- Steel Protector™
- Steel Protector +™
- X-Pando™
- Aluminator™ 7000E
- Aluminator™ 8500E
- SuperShield™ 9500E

**Tarp System Information Section**

**System Type:**

- |                                                                                   |                                                                                                                                                                                                                                                                                    |                                                                                       |                                                                                            |                                                                                                                                                                                                  |
|-----------------------------------------------------------------------------------|------------------------------------------------------------------------------------------------------------------------------------------------------------------------------------------------------------------------------------------------------------------------------------|---------------------------------------------------------------------------------------|--------------------------------------------------------------------------------------------|--------------------------------------------------------------------------------------------------------------------------------------------------------------------------------------------------|
| <b>Manual Arms</b><br><input type="checkbox"/> Yes<br><input type="checkbox"/> No | <b>Automatic Arm Kits</b><br><input type="checkbox"/> 4-Spring - 22'<br><input type="checkbox"/> 25'<br><input type="checkbox"/> 30'<br><input type="checkbox"/> 33'<br><input type="checkbox"/> 40'<br><input type="checkbox"/> Inside Box<br><input type="checkbox"/> High Mount | <b>Arm Type</b><br><input type="checkbox"/> Straight<br><input type="checkbox"/> Bent | <b>Arm Material</b><br><input type="checkbox"/> Aluminum<br><input type="checkbox"/> Steel | <b>Smart Switch Options</b><br><input type="checkbox"/> Basic Cab<br><input type="checkbox"/> External & In-Cab<br><input type="checkbox"/> External<br><input type="checkbox"/> Wireless Remote |
|-----------------------------------------------------------------------------------|------------------------------------------------------------------------------------------------------------------------------------------------------------------------------------------------------------------------------------------------------------------------------------|---------------------------------------------------------------------------------------|--------------------------------------------------------------------------------------------|--------------------------------------------------------------------------------------------------------------------------------------------------------------------------------------------------|

**Tarp Materials:**

- |                                                  |                                                        |                                                       |                                                         |
|--------------------------------------------------|--------------------------------------------------------|-------------------------------------------------------|---------------------------------------------------------|
| <b>HD Mesh</b><br><input type="checkbox"/> Black | <b>Super HD Mesh</b><br><input type="checkbox"/> Black | <b>18 oz. Vinyl</b><br><input type="checkbox"/> Black | <b>14 oz. Asphalt</b><br><input type="checkbox"/> Black |
|--------------------------------------------------|--------------------------------------------------------|-------------------------------------------------------|---------------------------------------------------------|

**ALL CUSTOM-MADE TARPS ARE NON-RETURNABLE**

Taking actual and accurate physical measurements of your equipment are essential for a proper fitting and functioning tarp system. Please provide all requested information to avoid processing errors or delays. Purchasers are responsible for the accuracy of all submitted measurements. By submitting this order, the purchaser agrees to Pulltarps Mfg. terms and conditions.

**Options:**

- Bolt-On
- Electric Drive
- Arm Catcher
- Tarp Tamer
- Side Flaps

**Quantity:** \_\_\_\_\_ Note: please use separate order form if ordering for different size equipment or different tarp system type or sizes.

Purchaser Approval: \_\_\_\_\_ Date: \_\_\_\_\_